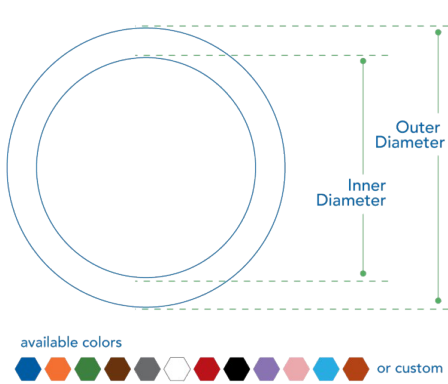



SMOOTHWALL

1" SDR 11



Nominal OD	1.315 in
OD Tolerance +/-	0.007 in
Min. Wall	0.12 in
Wall Tolerance +	0.02 in
Min. ID	1.035 in
Avg ID	1.055 in
Weight	0.199 lb/ft
Bend Radius Sup	13 in
Bend Radius UnSup	26 in
Conduit SWPS	1078 lbs

STANDARD DETAILS

DETAILS	Manufactured from flexible HDPE (High Density Polyethylene)
SPECIFICATIONS	All Smoothwall conduit dimensions meet or exceed one or more of the following: ASTM F-2160, ASTM D-3350, ASTM D-3485, NEMA TC-7, UL 651A, UL 1990, Bellcore GR-356, CSA C22.2 No. 327-18
INSTALLATION TYPES	Plow, Trench, Directional Bore, Direct Burial, Tray Installations, Subdivided Conduit, Aerial
COLORS	Blue, Orange, Green, Brown, Grey, White, Red, Black, Lilac, Pink, Aqua, Terra Cotta, Lime Green, or custom colors with optional stripes
CONDUIT MARKINGS	Permanent marking along conduit includes: material, relevant standards, production info, and sequential feet or meter markings. Custom options available.

OPTIONS

CO-EXTRUDED LINING	SILICORE® ULF (Ultra-Low Friction) is co-extruded inside the HDPE wall creating a slick, permanent, interior lining. With a coefficient of friction 60% lower than standard HDPE conduit without the aid of wet lubricants, SILICORE® ULF exhibits no loss in performance over time or in extreme temperature conditions.
PRE-INSTALLED TAPE	Factory pre-installed Bull-Line™ Pull Tape with EVEN-LOAD™ ensures extra slack at any access point throughout the reel. Available 500lb–6,000lb tensile strength or locatable.
PRE-INSTALLED CABLE	Cable can be factory pre-installed in conduit
UV PROTECTANT	Available for UV exposure applications (Aerial, Lashed, or External Tray)

REEL SPECIFICATIONS

REEL SIZE	STANDARD LENGTH	REEL TYPE
50 x 46 in	1500 ft	Steel
66 x 46 in	5000 ft	Steel
83 x 46 in	9000 ft	Steel

PRODUCT COMPLIANCE

We offer an extensive portfolio of US-made conduit products and accessories that conform with several domestic preference standards, including Buy America (BAA), Build America, Buy America (BABA), and DOT Buy American requirements. Any products including a locate wire or preinstalled cables, will need to be specifically evaluated. Fire Retardant Resins may also require additional evaluation to meet program guidelines. Please contact your Dura-Line representative for more information.




† Safe working pull strength is calculated at 80% of tensile or breaking strength

* Unsupported Bend Radius guidelines should be followed during the installation process. The Supported Bend Radius are post-installation measurements.

SMOOTHWALL RECOMMENDED ACCESSORIES

1" SDR 11

1" SHUR-LOCK II Quantity: 10 Packaging: Case Part Number: 20000118				1" CLEAR-LOCK Quantity: 50 Packaging: Each Part Number: 20005662				ROTARY CONDUIT CUTTER 0.75" TO 2.625" Quantity: 1 Packaging: Each Part Number: 20001924			
RATCHET CUTTER FOR 0.75" - 1.25" OD CONDUIT Quantity: 1 Packaging: Each Part Number: 20001923				KWIK CUTTER - CUTS UP TO 2.00" OD CONDUIT Quantity: 1 Packaging: Each Part Number: 20001922				CONDUIT SLITTER Quantity: 1 Packaging: Each Part Number: 20005686			
1.00" SDR FLAT VINYL END CAP 1.315" OD Quantity: 1 Packaging: Each Part Number: 20001808				1.00" SDR TAPERED VINYL END CAP 1.300" OD Quantity: 1 Packaging: Each Part Number: 20001737				1.00" EXPANSION PLUG 0.994" - 1.390" ID Quantity: 50 Packaging: Each Part Number: 20001768			
HYDRALUBE F100I SUMMER (12) 1 QUART Quantity: 30 / Per Pallet Packaging: (12) 1 Quart Part Number: 20000209				HYDRALUBE F150I SUMMER (4) 1 GALLON Quantity: 30 / Per Pallet Packaging: (4) 1 Gallon Part Number: 20000211				BULL-LINE BUCKET WP05 4500FT Quantity: 36 Packaging: N/A Part Number: 20095168			
BULL-LINE BUCKET WP12 2100FT Quantity: 36 Packaging: N/A Part Number: 20095169											

† Safe working pull strength is calculated at 80% of tensile or breaking strength

* Unsupported Bend Radius guidelines should be followed during the installation process. The Supported Bend Radius are post-installation measurements.