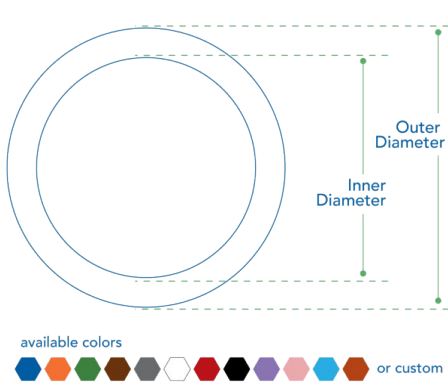



SMOOTHWALL

3/4" SDR 11



Nominal OD	1.05 in
OD Tolerance +/-	0.005 in
Min. Wall	0.095 in
Wall Tolerance +	0.02 in
Min. ID	0.82 in
Avg ID	0.84 in
Weight	0.128 lb/ft
Bend Radius Sup	10 in
Bend Radius UnSup	20 in
Conduit SWPS	687 lbs

STANDARD DETAILS

DETAILS	Manufactured from flexible HDPE (High Density Polyethylene)
SPECIFICATIONS	All Smoothwall conduit dimensions meet or exceed one or more of the following: ASTM F-2160, ASTM D-3350, ASTM D-3485, NEMA TC-7, UL 651A, UL 1990, Bellcore GR-356, CSA C22.2 No. 327-18
INSTALLATION TYPES	Plow, Trench, Directional Bore, Direct Burial, Tray Installations, Subdivided Conduit, Aerial
COLORS	Blue, Orange, Green, Brown, Grey, White, Red, Black, Lilac, Pink, Aqua, Terra Cotta, Lime Green, or custom colors with optional stripes
CONDUIT MARKINGS	Permanent marking along conduit includes: material, relevant standards, production info, and sequential feet or meter markings. Custom options available.

OPTIONS

CO-EXTRUDED LINING	SILICORE® ULF (Ultra-Low Friction) is co-extruded inside the HDPE wall creating a slick, permanent, interior lining. With a coefficient of friction 60% lower than standard HDPE conduit without the aid of wet lubricants, SILICORE® ULF exhibits no loss in performance over time or in extreme temperature conditions.
PRE-INSTALLED TAPE	Factory pre-installed Bull-Line™ Pull Tape with EVEN-LOAD™ ensures extra slack at any access point throughout the reel. Available 500lb–6,000lb tensile strength or locatable.
PRE-INSTALLED CABLE	Cable can be factory pre-installed in conduit
UV PROTECTANT	Available for UV exposure applications (Aerial, Lashed, or External Tray)

REEL SPECIFICATIONS

REEL SIZE	STANDARD LENGTH	REEL TYPE
50 x 46 in	3000 ft	Steel
66 x 46 in	8000 ft	Steel
83 x 46 in	12000 ft	Steel

PRODUCT COMPLIANCE

We offer an extensive portfolio of US-made conduit products and accessories that conform with several domestic preference standards, including Buy America (BAA), Build America, Buy America (BABA), and DOT Buy American requirements. Any products including a locate wire or preinstalled cables, will need to be specifically evaluated. Fire Retardant Resins may also require additional evaluation to meet program guidelines. Please contact your Dura-Line representative for more information.

















† Safe working pull strength is calculated at 80% of tensile or breaking strength

* Unsupported Bend Radius guidelines should be followed during the installation process. The Supported Bend Radius are post-installation measurements.

SMOOTHWALL RECOMMENDED ACCESSORIES

3/4" SDR 11

3/4" CLEAR-LOCK		0.75" SDR E-LOC COUPLER		ROTARY CONDUIT CUTTER 0.75" TO 2.625"	
<p>Quantity: 144</p> <p>Packaging: Each</p> <p>Part Number: 20005661</p>		<p>Quantity: 1</p> <p>Packaging: Each</p> <p>Part Number: 20001948</p>		<p>Quantity: 1</p> <p>Packaging: Each</p> <p>Part Number: 20001924</p>	
RATCHET CUTTER FOR 0.75" - 1.25" OD CONDUIT		KWIK CUTTER - CUTS UP TO 2.00" OD CONDUIT		CONDUIT SLITTER	
<p>Quantity: 1</p> <p>Packaging: Each</p> <p>Part Number: 20001923</p>		<p>Quantity: 1</p> <p>Packaging: Each</p> <p>Part Number: 20001922</p>		<p>Quantity: 1</p> <p>Packaging: Each</p> <p>Part Number: 20005686</p>	
0.75" SDR FLAT VINYL END CAP 1.050" OD		0.75" SDR TAPERED VINYL END CAP 1.040" OD		0.75" EXPANSION PLUG 0.776" - 1.020" ID	
<p>Quantity: 1</p> <p>Packaging: Each</p> <p>Part Number: 20001806</p>		<p>Quantity: 1</p> <p>Packaging: Each</p> <p>Part Number: 20001735</p>		<p>Quantity: 50</p> <p>Packaging: Each</p> <p>Part Number: 20001974</p>	
0.75" MICRODUCT/CABLE PULLING GRIP		HYDRALUBE F100I SUMMER (12) 1 QUART		HYDRALUBE F150I SUMMER (4) 1 GALLON	
<p>Quantity: 3</p> <p>Packaging: Case</p> <p>Part Number: 20005615</p>		<p>Quantity: 30 / Per Pallet</p> <p>Packaging: (12) 1 Quart</p> <p>Part Number: 20000209</p>		<p>Quantity: 30 / Per Pallet</p> <p>Packaging: (4) 1 Gallon</p> <p>Part Number: 20000211</p>	
BULL-LINE BUCKET WP05 4500FT		BULL-LINE BUCKET WP12 2100FT			
<p>Quantity: 36</p> <p>Packaging: N/A</p> <p>Part Number: 20095168</p>		<p>Quantity: 36</p> <p>Packaging: N/A</p> <p>Part Number: 20095169</p>			

† Safe working pull strength is calculated at 80% of tensile or breaking strength

* Unsupported Bend Radius guidelines should be followed during the installation process. The Supported Bend Radius are post-installation measurements.